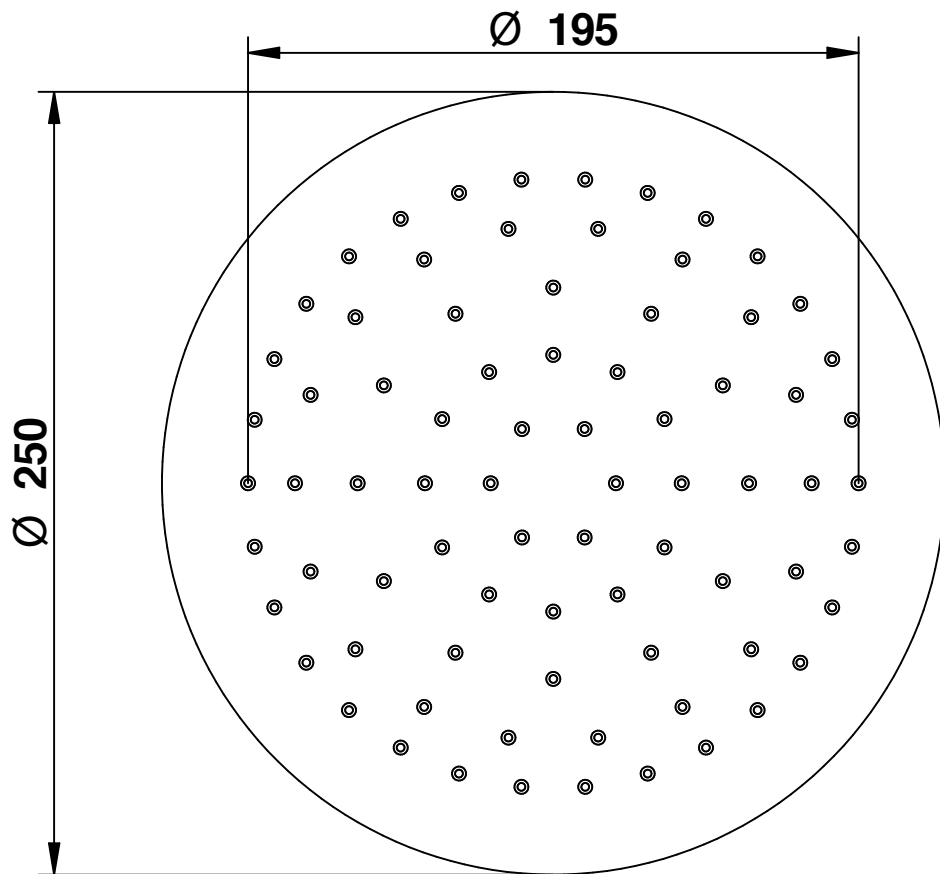
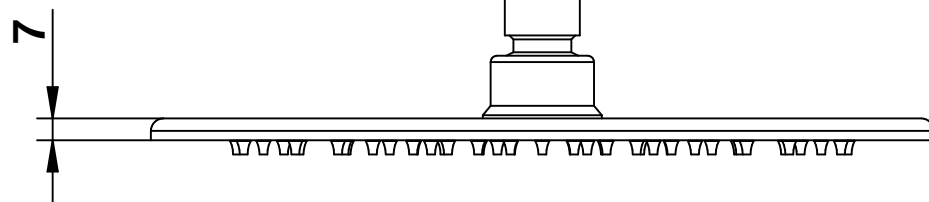


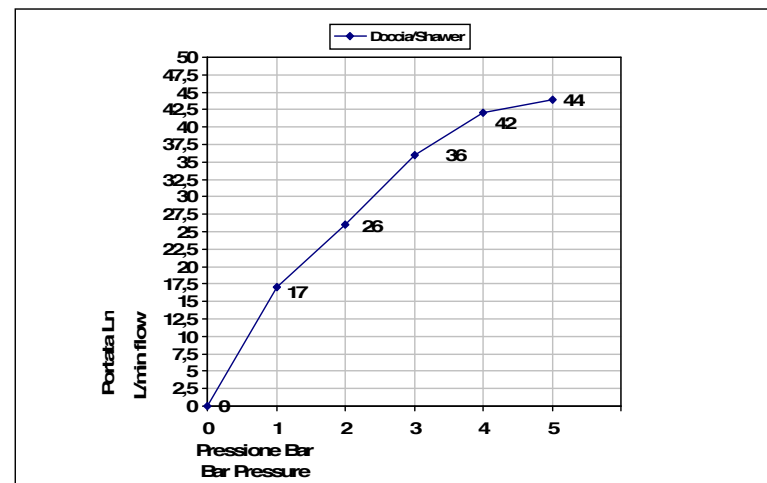
F. 1/2" Gas



Pressione dinamica minima di utilizzo 0,5 bar.
Minimum dynamic pressure of use: 0,5 Bar.

**PORTATE A PRESSIONE DINAMICA SENZA LIMITATORE
FLOW RATES AT DYNAMIC PRESSURE WITHOUT LIMITATION SYSTEM**

-Uscita Doccia	1 bar	17 l/min
- Shower exit	2 bar	26 l/min
	3 bar	36 l/min
	4 bar	42 l/min
	5 bar	44 l/min



Cod. 00883CR25R7PR
SOFFIONI

Soffione doccia in acciaio tondo
spessore 7 mm. Ø 250 mm.

Ø 250 mms. Steel round shower head,
7 mms. thick

bongio

Mario Bongio s.r.l.
Via Aldo Moro, 2
28017 San Maurizio d'Opaglio (NO) - Italy
tel: +39 0322 967248 fax: +39 0322 950012
www.bongio.com